

HOW TO FIND FAMILY NAMES

Do you want to take family names to the temple, but most of your ancestors have had their temple work done? Where do you start looking?



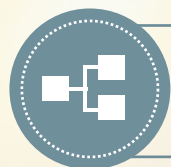
FAMILIES SEALED FOREVER

“Elijah came not only to stimulate research for ancestors. He also enabled families to be eternally linked beyond the bounds of mortality. Indeed, the opportunity for families to be sealed forever is the real reason for our research.”

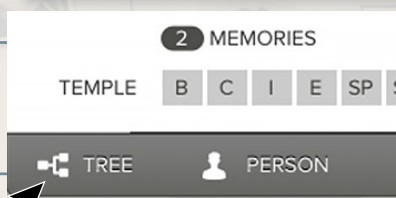
President Russell M. Nelson, President of the Quorum of the Twelve Apostles, “A New Harvest Time,” *Ensign*, May 1998, 34.



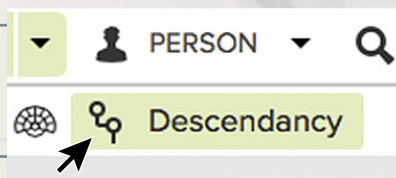
1. Sign in to FamilySearch.org. In the Family Tree drop-down menu, click “Tree.”



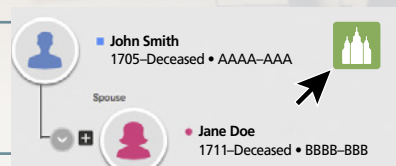
2. Click the name of an ancestor born in the late 1700s or early 1800s, and then select the “Tree” icon for that ancestor.



3. Select the descendancy view (near the top left of the screen). A list of the ancestor’s descendants appears.



4. Verify if temple work has been done for each descendant (a green temple icon indicates work needs to be done).



5. When you see someone who needs ordinances performed, click the green temple icon, then click the “Request” button.

