

2012 MEETINGHOUSE INTERNET CHANGE PILOT REFERENCE GUIDE

Contents

Overview of Change.....	1
Configuring Building Internet Access Settings.....	2
Revoking and Restoring User Internet Access.....	3
Accessing Meetinghouse Internet.....	4
Frequently Asked Questions.....	5

Overview of Change

The following changes apply to buildings that have been selected to participate in the Meetinghouse Internet Change Pilot:

1. Default building Internet access settings will be set to LDS sites only (church websites).
2. Connect to the meetinghouse network in the same way as before.
 - A. The *LDSAccess* wireless network password of *Pioneer47* may be freely shared.
3. LDS Account sign-in will be required to access LDS sites.
4. Stake and district presidents will be able to control Internet access settings for their buildings by going to **LDS.org -> Tools -> Technology Manager**.

These changes will give anyone with an LDS Account access to online Church resources in your meetinghouses.

To Stake and District Presidents

Please distribute this guide to stake or district technology specialists, as well as the bishops and branch presidents of the affected buildings. You may view or download this guide at mhtech.lds.org/internet.

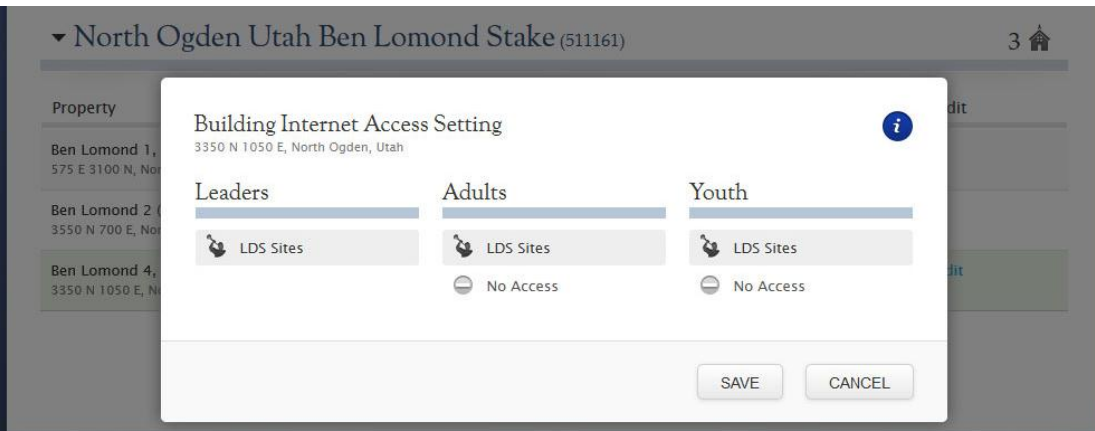
To Stake and District Technology Specialists

Please visit mhtech.lds.org/internet to view additional information about the Meetinghouse Internet change, including upcoming training webinars, roll-out schedule, and other support materials.



Configuring Building Internet Access Settings

Instructions for stake or district presidencies, high councilors, stake and district technology specialists, stake and district clerks, and stake and district executive secretaries.



By default, leaders*, adults 18 and older, and youth will have access to LDS sites**.

Using Technology Manager, authorized individuals, under the direction of the stake or district president, will be able to restrict adults and youth to no access in particular buildings, if needed. Leaders* cannot have their access restricted using this tool.

**Leaders here refers to stake, district, and branch presidencies; high councilors; patriarchs; stake, district, ward, and branch clerks, assistant clerks, executive secretaries, and website admins; bishoprics; as well as several family history, institute, and seminary leader roles.*

***LDS sites refers to Church sites such as LDS.org and Mormon.org.*

How to Configure Building Internet Access Settings:

1. Navigate to www.LDS.org.
2. Sign in using your LDS Account.
3. Click on **Tools>Technology Manager**.
4. Click **Internet Access Menu> Building Access Settings**.
5. Click **Edit** for the building you want to change. Buildings that do not have an **Edit** link do not have the new firewall.
6. Select the preferred access level for **Leaders, 18 and older, and Youth**.
7. Click **Save**.


NOTE: Some people will always be authorized for Internet access including General Authorities, mission presidents, and Church employees.

Revoking and Restoring User Internet Access





Instructions for stake presidencies, stake and district technology specialists, high councilors, stake and district executive secretaries, bishops, and branch presidents.


Search for an LDS Account


Username

Kirsten Price (iacgm1) 

Please verify account details before making any changes to this account.

 Membership Record	Yes	 Email	mail@mail.org
 LDS Account Status	Active	 Units	South Jordan Utah Founders Park Stake Founders Park 1st Ward

 Internet Access

 This account is authorized to access the Internet.

To revoke Internet access for this account click **Revoke Access**. For any questions about this account, please contact your stake or district technology specialist

Leaders can use Technology Manager to revoke and restore Internet access for members for whom they have stewardship, as well as for non-members. If an individual's access has been revoked they will be unable to access the Internet at any meetinghouse location.

Misuse of Internet

Local Church leaders do not have access to Internet usage reports. If a leader suspects an individual is trying to abuse their Internet access privileges, they should revoke the user's access.

How to Revoke and Restore Internet Access:

1. Navigate to www.LDS.org.
2. Sign in using your LDS Account.
3. Click on **Tools>Technology Manager**.
4. Select **Internet Access Menu> User Settings**.
5. Search for an individual by entering an LDS Account user name or Membership Record Number in the search bar.
6. Click the **Revoke Access** or **Restore Access** button; you will only see one button based on the access the individual already has.
7. Click **Yes** in the dialog box.

NOTE: You will not see the Revoke Access or Restore Access buttons if you do not have stewardship over the individual.

Accessing Meetinghouse Internet

General information for all Meetinghouse Internet users.

THE CHURCH OF JESUS CHRIST OF LATTER-DAY SAINTS

Internet Access

LDS Account User Name
 [Forgot your user name?](#)

Password
 [Forgot your password?](#)

SIGN IN

By clicking the "Sign in" button, I agree to the terms of use and have read the privacy policy.

Sign In Required

An LDS Account is required to proceed. LDS Account is the sign-in account for internet access and many other services and resources including LDS.org and FamilySearch.

[How do I sign up for an LDS Account?](#)

Your use of the Internet should be consistent with Church standards.

[LDS Internet Login FAQs](#)

© 2012 Intellectual Reserve, Inc. All rights reserved. [Terms of Use](#) | [Privacy Policy](#)

Meetinghouse Internet has been changed to require all users to sign in with their LDS Account when they attempt to access the Internet. Individuals without an LDS Account will not be able to use meetinghouse internet.

Stake and District Presidents will determine whether adults and youth have access to LDS sites.

How to Access Meetinghouse Internet Using a Wireless Connection:

1. Connect to the meetinghouse wireless network "LDSAccess".
2. Enter the password "Pioneer47" (case sensitive).
3. Navigate to an Internet site. (You will be prompted to sign in to Meetinghouse Internet.)
4. Sign in using your LDS Account.

What is an LDS Account? How do I get one?

An LDS Account is the main sign-on account for many online LDS Church resources. Anybody, including people who are not members of the LDS Church, can register for an LDS Account at <http://ldsaccount.lds.org>.

Frequently Asked Questions

Who can modify building Internet access settings?

Stake or district presidencies determine Internet access settings for their buildings. Under their direction the following individuals can also make this change at any time: high councilors, stake and district technology specialists, stake and district clerks, and stake and district executive secretaries. Since multiple units may meet in the same building and the stake sets the meetinghouse Internet policy, bishops are not authorized to set building Internet access settings.

Why am I prompted for my LDS Account user name and password at some meetinghouses and not at others?

Not all meetinghouses will be changed with this functionality immediately.

Who can I talk to if I'm not authorized to access something that I need?

Contact your stake or district technology specialist.

What if I am not comfortable with my child or children accessing LDS sites?

Contact your stake or district technology specialist to request your child's access to be blocked.

Are there times when I should use a wired connection instead of wireless?

Yes. Use a wired connection for permanently located computers and high-bandwidth, real-time applications whenever possible .

What do I do if I can't get access through a wired network jack?

Contact your stake or district technology specialist.

Where can I go to find additional information on Meetinghouse Internet?

The stake technology specialist (STS) is responsible for helping people who have questions or experience problems with Meetinghouse Internet. Support material and resources can be found on mhtech.lds.org/mhi.

For more information on Meetinghouse Internet visit mhtech.lds.org/mhi.
To learn more about other meetinghouse technologies, visit mhtech.lds.org.

THE CHURCH OF
JESUS CHRIST
OF LATTER-DAY SAINTS