

INSTRUCTIONS *for* CURRICULUM 2012



Contents

General Sunday Curriculum 2012	2
Basic Sunday Curriculum 2012	4
Sunday Quorums and Classes	6
• Melchizedek Priesthood and Relief Society	6
• Aaronic Priesthood and Young Women	6
• Primary	7
• Sunday School	7
• Optional Courses	7
• Members with Disabilities	7
• Improving Learning and Teaching	7
Materials for the Home	8

To Bishops and Branch Presidents

Please review these instructions and then pass this printed copy to the Sunday School president.

To Sunday School Presidents



- After reviewing these instructions, present them to members of the ward or branch council at the next council meeting. You can view the instructions or download additional copies at lds.org/manuals.
- Ask council members to decide what materials are needed for the year 2012 (note that in some areas of the Church, materials are automatically sent to wards and branches).
- Invite council members to inform teachers that most of the materials can be viewed and downloaded online at lds.org/manuals.
- If printed materials are needed, they can be ordered from your local distribution center or at store.lds.org.


GENERAL SUNDAY CURRICULUM 2012

Used in areas where the Church is well established

Most of these materials can be viewed and downloaded online at lds.org/manuals.

If printed materials are needed, they can be ordered from your local distribution center or at store.lds.org.

Organization	Manuals and Resource Materials
<p>Melchizedek Priesthood and Relief Society</p> 	<p>1ST SUNDAYS The scriptures; <i>Handbook 2: Administering the Church</i> (08702); Church magazines; <i>Daughters in My Kingdom: The History and Work of Relief Society</i> (06500); <i>Priesthood and Auxiliary Leaders' Guidebook</i> (31178); worldwide leadership training materials; <i>Family Guidebook</i> (31180); and other Church-approved resources</p> <p>2ND AND 3RD SUNDAYS <i>Teachings of Presidents of the Church: George Albert Smith</i> (36786)</p> <p>4TH SUNDAYS Teachings for Our Time: talks from general conference; see page 6</p> <p>5TH SUNDAYS Topics and Church-approved resources determined by the bishopric</p>
<p>Aaronic Priesthood and Young Women</p>	<p><i>Aaronic Priesthood Manual 1</i> (34820) <i>Aaronic Priesthood Resource Guide 2012</i> (available only online at lds.org/manuals) <i>Young Women Manual 1</i> (34823) <i>Young Women Resource Guide 2012</i> (available only online at lds.org/manuals)</p> <p>Other resources include the Church magazines; <i>Fulfilling My Duty to God: For Aaronic Priesthood Holders</i> (06746); <i>Young Women Personal Progress</i> (36035); <i>For the Strength of Youth</i> (36550); <i>True to the Faith</i> (36863); <i>Preach My Gospel</i> (36617); and <i>Strength of Youth Media 2012 DVD</i>.</p>
<p>Primary</p> 	<p>AGES 18 MONTHS–2 YEARS (NURSERY CLASS) <i>Behold Your Little Ones: Nursery Manual</i> (37108)</p> <p>AGES 3–11 (SHARING TIME) <i>2012 Outline for Sharing Time: Choose the Right</i> (08710)</p> <p>AGE 3 (SUNBEAM CLASS) <i>Primary 1: I Am a Child of God</i> (34969)</p> <p>AGES 4–7 (CTR 4, 5, 6, AND 7 CLASSES) <i>Primary 2: Choose the Right A</i> (34484)</p> <p>AGES 8–11 (VALIANT 8, 9, 10, AND 11 CLASSES) <i>Primary 4: Book of Mormon</i> (34594)</p> <p>Other resources for all classes include the Church magazines; illustrated scripture readers; <i>Gospel Art Book</i> (06048 090); <i>Children's Songbook</i> (35395); and Visual Aids Cutouts (individual sets 1–10).</p>

Organization	Manuals and Resource Materials
<p>Sunday School</p> 	<p>AGES 12–13 <i>Preparing for Exaltation Teacher's Manual</i> (31384)</p> <p>AGES 14–18 <i>Book of Mormon Gospel Doctrine Teacher's Manual</i> (35683) <i>Book of Mormon Class Member Study Guide</i> (35684)</p> <p>ADULTS <i>Book of Mormon Gospel Doctrine Teacher's Manual</i> (35683) <i>Book of Mormon Class Member Study Guide</i> (35684)</p> <p>ADULTS <i>Gospel Principles</i>, new edition (06195). This course is for investigators, new members, members returning to activity, and others who need basic gospel instruction. The instructor chooses the order of the lessons according to the needs of class members.</p>

Optional Courses	Manuals and Resource Materials
Teaching the Gospel	<i>Teaching, No Greater Call</i> (36123), pages 185–239 (12 weeks)
Marriage and Family Relations	<i>Marriage and Family Relations Instructor's Manual</i> (35865) <i>Marriage and Family Relations Participant's Study Guide</i> (36357) (16 weeks)
Temple and Family History	<i>Instructor's Guide to Temple and Family History Work</i> (35804) <i>Member's Guide to Temple and Family History Work</i> (36795) (7 weeks)
Temple Preparation	<i>Endowed from on High: Temple Preparation Seminar Teacher's Manual</i> (36854) <i>Preparing to Enter the Holy Temple</i> (36793) (7 weeks)



Not all materials on this chart have been translated or made available online for all languages that use the general Sunday curriculum. Please use these materials as they become available.



BASIC SUNDAY CURRICULUM 2012

Used where the Church has been recently organized in an area or where *general Sunday curriculum* materials are not yet available in a language. With approval from the Presidency of the Seventy or the Area Presidency, stake presidents may determine to use the *basic Sunday curriculum* in more established areas and languages when it would serve members better than the *general Sunday curriculum*.

Most of these materials can be viewed and downloaded online at lds.org/manuals.

If printed materials are needed, they can be ordered from your local distribution center or at store.lds.org.

Organization	Manuals and Resource Materials
<p>Melchizedek Priesthood and Relief Society</p> 	<p>1ST SUNDAYS The scriptures; Church magazines; <i>Priesthood and Auxiliary Leaders' Guidebook</i> (31178); <i>Family Guidebook</i> (31180); and other Church-approved resources</p> <p>2ND AND 3RD SUNDAYS <i>Duties and Blessings of the Priesthood, Part B</i> (31112) <i>The Latter-day Saint Woman, Part B</i> (31114)</p> <p>4TH SUNDAYS Teachings for Our Time lessons are taught from talks in the most recent general conference issue of the <i>Ensign</i> or <i>Liahona</i> (see page 6 of this publication for instructions on selecting talks). If these magazines are not available in the language, the First Presidency Messages and Visiting Teaching Messages may be used.</p> <p>5TH SUNDAYS Topics and Church-approved resources determined by the branch presidency</p>
<p>Aaronic Priesthood and Young Women</p> 	<p>1ST, 4TH, AND 5TH SUNDAYS <i>Aaronic Priesthood Manual 1</i> (34820) or <i>Young Women Manual 1</i> (34823). Teach lessons in order over two years, then repeat. If <i>Aaronic Priesthood Manual 1</i> and <i>Young Women Manual 1</i> are not available, use <i>Duties and Blessings of the Priesthood, Part A</i> (31111) and <i>The Latter-day Saint Woman, Part A</i> (31113) for lessons on the 1st, 4th, and 5th Sundays.</p> <p>2ND AND 3RD SUNDAYS <i>Duties and Blessings of the Priesthood, Part B</i> (31112) <i>The Latter-day Saint Woman, Part B</i> (31114)</p> <p>Other resources include the Church magazines; <i>Fulfilling My Duty to God: For Aaronic Priesthood Holders</i> (06746); <i>Young Women Personal Progress</i> (36035); <i>For the Strength of Youth</i> (36550); and <i>True to the Faith</i> (36863).</p>

Organization	Manuals and Resource Materials
<p>Primary</p> 	<p>AGES 18 MONTHS–2 YEARS (NURSERY CLASS) <i>Behold Your Little Ones: Nursery Manual</i> (37108)</p> <p>AGES 3–11 (SHARING TIME) <i>2012 Outline for Sharing Time: Choose the Right</i> (08710)</p> <p>AGE 3 <i>Primary 1: I Am a Child of God</i> (34969)</p> <p>AGES 4–7 <i>Primary 2: Choose the Right A</i> (34484)</p> <p>AGES 8–11 <i>Primary 4: Book of Mormon</i> (34594)</p> <p>Other resources for all classes include the Church magazines; illustrated scripture readers; <i>Gospel Art Book</i> (06048 090); <i>Children's Songbook</i> (35395); and Visual Aids Cutouts (individual sets 1–10).</p>
<p>Sunday School</p> 	<p>AGES 12–18 <i>Book of Mormon Gospel Doctrine Teacher's Manual</i> (35683)</p> <p>ADULTS <i>Book of Mormon Gospel Doctrine Teacher's Manual</i> (35683)</p> <p>ADULTS <i>Gospel Principles</i>, new edition (06195). If this book is not available, the previous edition of <i>Gospel Principles</i> (31110) may be used. If neither of these books is available, <i>Gospel Fundamentals</i> (31129) may be used. This course is for investigators, new members, members returning to activity, and others who need basic gospel instruction. The instructor chooses the order of the lessons according to the needs of class members.</p>
Optional Courses	Manuals and Resource Materials
<p>Teaching the Gospel</p>	<p><i>Teaching, No Greater Call</i> (36123), pages 185–239 (12 weeks). If this book is not available, use the <i>Teaching Guidebook</i> (34595), pages 21–22 (8 weeks).</p>
<p>Marriage and Family Relations</p>	<p><i>Marriage and Family Relations Instructor's Manual</i> (35865) <i>Marriage and Family Relations Participant's Study Guide</i> (36357) (16 weeks)</p>

Not all materials on this chart have been translated or made available online for all languages that use the basic Sunday curriculum. Please use these materials as they become available.

SUNDAY QUORUMS *and* CLASSES

The curriculum year begins worldwide on January 1. Use the following instructions to organize priesthood quorums and Sunday classes.

Melchizedek Priesthood and Relief Society

(See *Handbook 2: Administering the Church* [2010], 7.8.1, 9.4.1)

On most Sundays, Melchizedek Priesthood brethren and Relief Society sisters meet separately but study the same subjects and use the same materials.

FIRST SUNDAY. Elders quorum, high priests group, and Relief Society leaders each plan this meeting for their own organization and can use the first-Sunday resource materials listed on pages 2 and 4.

A member of the elders quorum presidency or high priests group leadership teaches on the first Sunday. Melchizedek Priesthood leaders use this meeting to teach the doctrines of the gospel and help brethren become actively engaged in their priesthood duties. Quorum and group leaders seek the guidance of the Spirit as they determine subjects to teach. Subjects may include home teaching, performing priesthood ordinances and blessings, strengthening marriages and families, service, missionary work, convert retention, activation, spiritual and temporal welfare, and temple and family history work. Quorum and group leaders may also use this time to plan ways to help others, give assignments, and ask for reports on past assignments.

A member of the ward Relief Society presidency teaches on the first Sunday. Relief Society leaders use this meeting to teach the doctrines of the gospel and help sisters become actively engaged in the work of Relief Society. Members of the Relief Society presidency seek the guidance of the Spirit as they determine subjects to teach. Subjects may include women's roles and responsibilities in the gospel, strengthening marriages and families, visiting teaching, service, missionary work, convert retention, activation, spiritual and temporal welfare, temple and family history work, and the history and purposes of Relief Society. Time may be given for sisters to share their testimonies.

SECOND AND THIRD SUNDAYS. Melchizedek Priesthood brethren and Relief Society sisters are taught from the book *Teachings of Presidents of the Church: George Albert*

Smith. Lessons may be taught by leaders or by quorum, group, or Relief Society teachers. Lessons are generally taught in the order they are presented in the manual.

Elders quorum, high priests group, and Relief Society leaders see that all members age 18 and older receive a copy of the book *Teachings of Presidents of the Church: George Albert Smith* for their personal study, regardless of whether they are able to attend their meetings. Leaders encourage those who attend to bring their copies of the book and, where possible, their personal copies of the scriptures.

If stake conferences or other meetings preclude the teaching of one of these lessons, stake presidents and bishops decide if it should be taught on another Sunday.

FOURTH SUNDAY—TEACHINGS FOR OUR TIME. Lessons are taught from talks in the most recent general conference issue of the *Ensign* or *Liahona*. These talks are also available online (in many languages) at conference.lds.org. Lessons may be taught by leaders or by quorum, group, or Relief Society teachers. The stake president or bishop selects the talks. The conference issues of the magazines contain further instructions.

FIFTH SUNDAY (WHEN APPLICABLE). The bishop determines the subject to be taught, the instructor (usually a member of the ward or stake), and whether Relief Society sisters and Melchizedek Priesthood holders meet separately or combined.

Aaronic Priesthood and Young Women

(See *Handbook 2*, 8.11, 10.6)

Aaronic Priesthood quorums normally meet separately for Sunday quorum meetings and instruction. However, they may be combined when few Aaronic Priesthood-age young men live in the unit. The same guidelines apply to Young Women classes. Young men of the Aaronic Priesthood and young women may occasionally meet together for Sunday lessons under the direction of the bishop.

Young men of the Aaronic Priesthood and young women are taught from the manuals listed on pages 2 and 4. Leaders may invite youth to help teach parts of lessons.

Primary

(See *Handbook 2*, 11.4)

Leaders should group children into Primary classes according to their ages on January 1. If there are sufficient numbers of children, a separate class should be organized for each age-group. Where classrooms or teachers are limited, children of different ages may be grouped together.

Where possible, a nursery class should be provided for children when they turn 18 months. Enrolling children in this class is the option of the parents. Children who are 2 years old by January 1 continue in the nursery class until the end of 2012. Children who are 3 years old by January 1 attend the Sunbeam class or the youngest combined class.

Children are taught from the manuals shown on the charts on pages 2 and 5.

Where appropriate, younger children participate in Primary sharing time while the older children attend class. Halfway through Primary, the two groups change places. Where numbers are few, the two groups may meet together. If the two groups meet separately, sharing time for older children should be held during the same time as Aaronic Priesthood and Young Women classes.

Children who turn 12 during the year begin attending their Aaronic Priesthood quorum meeting or Young Women class during Primary sharing time. During Primary class time, new 12-year-olds normally continue to attend their Primary class until the following January. However, the bishop and other ward leaders may counsel together to determine if these 12-year-olds would benefit more from attending the Sunday School class for 12- and 13-year-olds. In making this determination, leaders consider the needs of the children and the times of year when individual children will reach age 12. Their decision applies to all children who turn 12 during the year.

Sunday School

(See *Handbook 2*, 12.4)

Sunday School is for members who are 12 and older on January 1. Children who turn 12 during the year either remain in their Primary class during Sunday School or begin attending the class for 12- and 13-year-olds, as determined by the bishop in counsel with other ward leaders.

Where there are sufficient numbers of youth, separate classes may be organized for each age-group. Where

there are few youth or where classrooms or teachers are limited, youth of different ages may be grouped together. Each ward that has enough young single adults may have a separate class for them during Sunday School.

Sunday School courses and the resources for teaching them are shown on the charts on pages 3 and 5.

Optional Courses

For information about optional courses, see the charts on pages 3 and 5. These courses are held as needed under the direction of the bishopric. They are held at times that are convenient for participants, including during Sunday School.

Members with Disabilities

Leaders should ensure that members who have disabilities are aware of Church curriculum materials that have been adapted for their needs. For information about these materials, contact the distribution center that serves your unit or go to store.lds.org. Helpful information can also be found at disabilities.lds.org.

Improving Learning and Teaching

(See *Handbook 2*, 5.5, 12.5)

Priesthood and auxiliary leaders are responsible for the efforts to improve learning and teaching in their organizations. They orient new teachers and provide ongoing instruction and support. Members of the ward Sunday School presidency serve as specialists in the ward's effort to improve learning and teaching. As invited by the bishopric or by leaders of priesthood and auxiliary organizations, they provide counsel, training, and support. They help leaders orient newly called teachers and improve gospel learning and teaching in their organizations. Members of ward councils regularly counsel together about how to improve gospel learning and teaching.

Teaching, No Greater Call (36123) is the resource for teacher improvement. In areas where this book is not available, units should use the *Teaching Guidebook* (34595).

MATERIALS *for the* HOME

The bishop and ward leaders should ensure that all members are familiar with and have access to the following materials as they are available in the appropriate language:

Scriptures

Church magazines

Hymns (31243)

The Family: A Proclamation to the World (35602)

The Living Christ: The Testimony of the Apostles
(36299)

Family Guidebook (31180)

Family Home Evening Resource Book (31106)

Gospel Art Book (06048 090)

Our Heritage: A Brief History of The Church of Jesus Christ of Latter-day Saints (35448)

For the Strength of Youth (36550)

True to the Faith (36863)

Behold Your Little Ones: Nursery Manual (37108)

Scripture Stories DVDs (06598)

Let Virtue Garnish Thy Thoughts [addresses the problem of pornography] (00460)

All Is Safely Gathered In: Family Finances (04007)

All Is Safely Gathered In: Family Home Storage
(04008)

Many of the resources listed above are available electronically at lds.org/manuals. To obtain printed copies, go to store.lds.org or contact the distribution center that serves your unit.

